

# NORTHERN DIVER

---

## RECOVERY VEST MANUAL

EN 15333-1:2008 | WLL (working load limit) 1000kg



## **NORTHERN DIVER 1000KG R-VEST MANUAL**

Thank you for purchasing Northern Diver R-Vest. To help ensure your future diving safety, do not use this product before reading this manual. It is important to fully understand its proper handling for safe usage. This manual is supplied as a guideline for equipment use and care. It is not a substitute for proper qualified instruction and is not supplied as such.

The R-Vest is tested to EN 15333-1:2008 and meets Regulation (EU) 2016/425 of the European Parliament and of the Council.

Notified Body No. 2452  
Vojenský technický ústav, s.p.  
odštěpný závod VTÚPV  
Víta Nejedlého 691  
682 01 Vyškov  
Czech Republic

WLL (working load limit) 1000kg

The EU Declaration of Conformity can be found on the Northern Diver (Int) Ltd product pages in the download section, please visit our website :  
[www.ndiver-commercial.com/r-vests-harnesses](http://www.ndiver-commercial.com/r-vests-harnesses).

## Size Chart

	CHEST (CM)	CHEST (IN)
STANDARD	91 - 116	36 - 46
XL	121 - 162	48 - 64

### Integral Weight Pockets

The R-vest has integral weight pockets, each capable of holding up to 6kg of lead. The lead block is inserted from the top and is easily fastened in place.

Please note: chest D-rings are suitable for attaching equipment and as a front attachment point when lifting.

Northern Divers lead weight blocks are ideal for the 1000kg R-Vest. Individually plastic coated, for corrosion protection and available in 5 colours.

The weight block corners are smooth and rounded for additional comfort, and feature twin 'weight belt' webbing slots. Available for use with the R-Vest in 3kg and 4kg weights.

Find out more:  
[www.ndiver-commercial.com/equipment/weights](http://www.ndiver-commercial.com/equipment/weights)



## Weight Belt Quick Release Handle



The R-vest is designed with integral weight pockets. These can be quick-released if required. Pulling the release handle drops the entire integrated weight belt.

Unobstructed access  
to inflation valve

Stainless steel  
chest D-rings

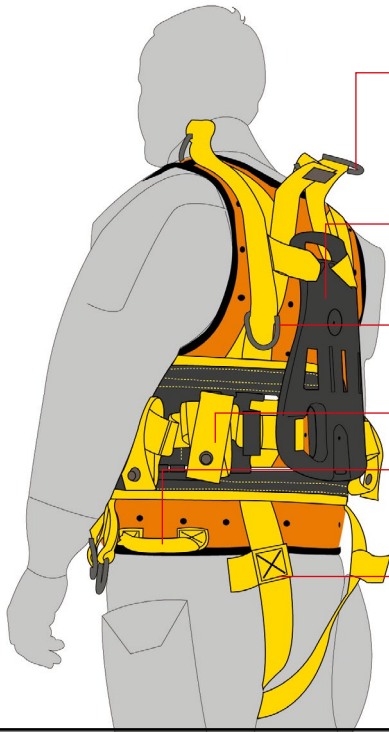
Lead block

Stainless steel  
slider buckles

Integral weight  
pockets



### R-Vest Back Pack



Shoulder D-rings for lifting

Back pack

Attachment for umbilical

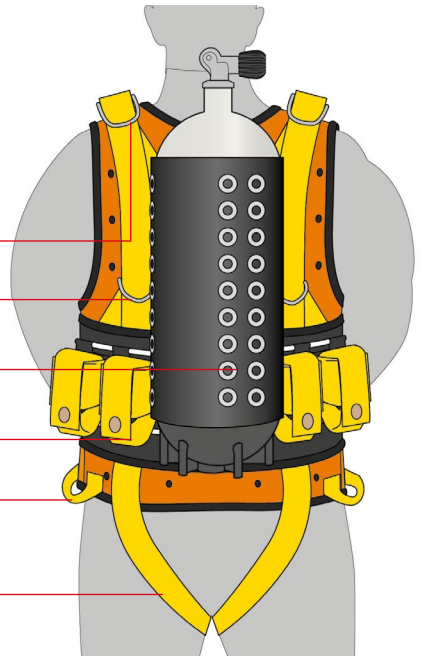
Weight pockets

Lump hammer/tool loops

Adjustable crotch straps

Must be used for securing r-vest safely and when lifting

### R-Vest Lace Up Cylinder Pack



Shoulder D-rings for lifting

Attachment for umbilical

Back mountable cylinder bag holds up to 15L cylinder

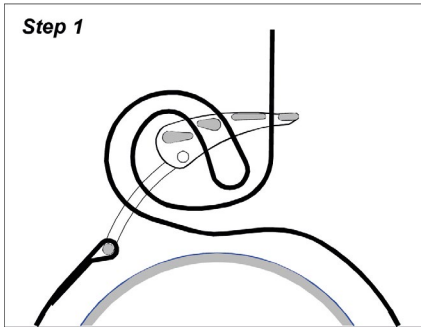
Weight pockets

Lump hammer/tool loops

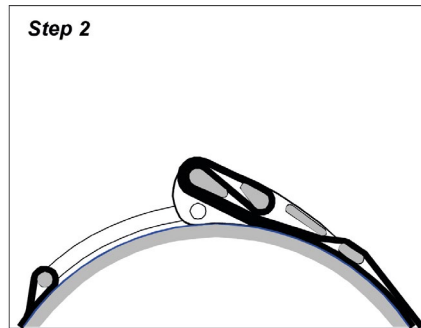
Adjustable crotch straps

Must be used for securing r-vest safely and when lifting

## Cam Band Instruction



Pass the end through the end slot from back to front



Rotate the cam closed. It should require a fair amount of force, but do not over-tension. Ask a dive professional if you are not sure of the correct tightness. Aggressive jerking on the harness can test for secure assembly. Do not get body parts caught in the cam, it can cause serious injury. Secure the end of the webbing with Velcro or lace through a keeper.

### Important Note!

#### Before Use

Please ensure that a visual inspection is performed on the R-Vest before each dive. The operator should check the webbing, thread and d-rings to make sure they show no signs of damage. The studs on the weight pockets should also be checked to make sure they are closed correctly. The rods which hold the weight pockets should also be inserted correctly and the Velcro tab closed. Please ensure that the cylinder is securely fastened.

#### After Use


Rinse the R-Vest in fresh warm water making sure that any dirt / salt is removed and leave to dry. When dry the R-Vest studs on the weight pockets should be lubricated with silicone grease or spray.

## R-Vest Buckle Type

Northern Divers R-Vest is available with adjustable waist and crotch straps with the stainless steel slide lock buckle. Example is shown below.

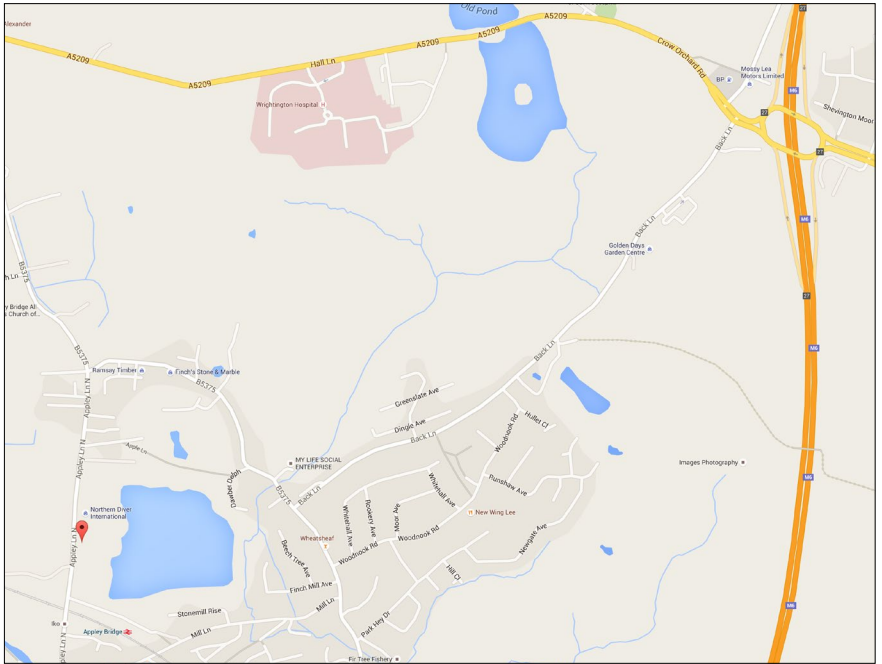


## R-Vest Internal Label

<p><b>NORTHERN DIVER</b> COMMERCIAL SUITS &amp; EQUIPMENT</p> <p>EN 15333-1:2008 WLL (Working Load Limit) : 1000 kg</p> <p></p> <p>Wash and lubricate the studs to prolong the life. Designed &amp; developed in the UK. Northern Diver International Ltd, East Quarry, Appley Lane North, Appley Bridge, Wigan, WN6 9AE Tel: +44 (0) 1257 25 44 44, email: <a href="mailto:nai@ndiver.com">nai@ndiver.com</a>, visit: <a href="http://www.ndiver-commercial.com">www.ndiver-commercial.com</a></p>	<b>R - VEST BP STANDARD</b>		
	MANUFACTURE DATE	(MONTH)	(YEAR)
	SERIAL NUMBER		
	IN SERVICE DATE	(MONTH)	(YEAR)



## Find us



We are happy to answer any questions you may have.

We are located in Appley Bridge, Lancashire, UK - only 5 mins from the M6 motorway (J27). Manchester & Liverpool international airports are only 40 mins away. Wigan North Western rail station is 2 hrs & 3 mins from London Euston.

We are more than happy to collect clients and return them after their visit.

Northern Diver International Ltd. East Quarry, Appley Lane North, Appley Bridge, Wigan, Lancashire, WN6 9AE, UK

## **NOTES . . . .**

## NOTES . . . .



Find Us Online.

**View our extensive product range**

**[www.ndiver-commercial.com](http://www.ndiver-commercial.com)**



**[www.ndiver-commercial.com](http://www.ndiver-commercial.com)**

Tel: +44 (0) 1257 25 44 44

Email: [info@ndiver.com](mailto:info@ndiver.com)

East Quarry, Appley Lane North, Appley Bridge, Wigan, Lancashire, WN6 9AE, UK